

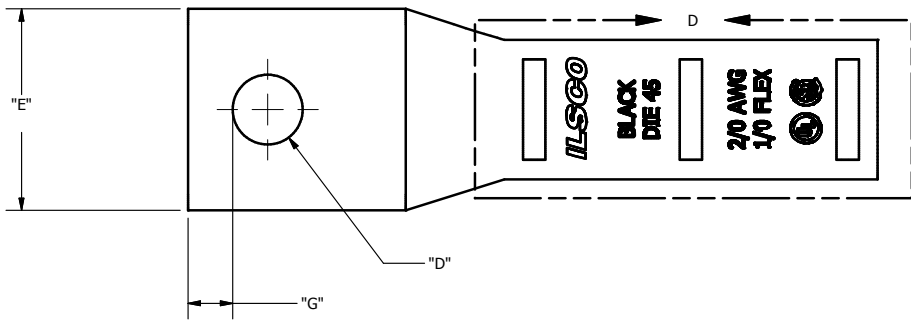
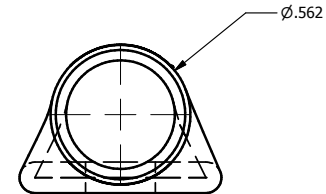
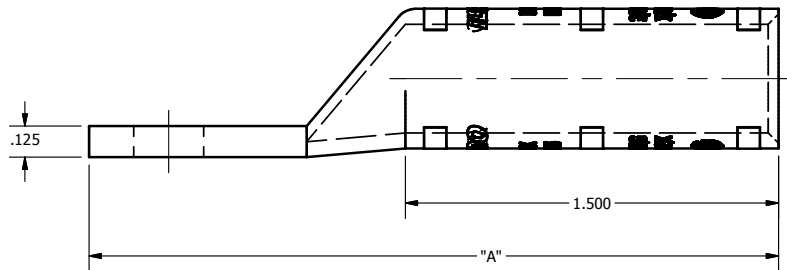


SCREW: NONE	MATERIAL: COPPER	REV: K			
CAT. NO.: SEE CHART	PLATING: EL-TIN	DRAWN BY:DW			SCALE: NTS
INFORMATION SHEET:FORM 157	MARKING: NONE	DATE:7/19/2007			SIZE: B
			DWG NO:	Y0803-S	
			SHEET:	1 OF 1	



DETAIL D
TOP & BOTTOM INK MARKING



CATALOG NUMBER	"A"	"D"	"E"	"G"	TANG MARKING
CLNS-2/0-10	2.458	0.219	0.811	0.148	ILSCO, CLNS-2/0-10, 2/0 AWG, 1/0 FLEX, DIE 45, UL, CSA
CLNS-2/0-14	2.771	0.281	0.811	0.180	ILSCO, CLNS-2/0-14, 2/0 AWG, 1/0 FLEX, DIE 45, UL, CSA
CLNS-2/0-516	2.771	0.343	0.811	0.180	ILSCO, DIE 45, CLNS-2/0-516, 2/0 AWG, 1/0 FLEX, UL, CSA
CLNS-2/0-38	2.771	0.406	0.811	0.211	ILSCO, CLNS-2/0-38, 2/0 AWG, 1/0 FLEX, DIE 45, UL, CSA
CLNS-2/0-12	3.146	0.562	0.811	0.265	ILSCO, CLNS-2/0-12, 2/0 AWG, 1/0 FLEX, DIE 45, UL, CSA
CLNS-2/0-58	3.333	0.656	0.811	0.343	ILSCO, CLNS-2/0-58, 2/0 AWG, 1/0 FLEX, DIE 45, UL, CSA
CLNS-2/0-34	3.583	0.781	.969	0.359	ILSCO, CLNS-2/0-34, 2/0 AWG, 1/0 FLEX, DIE 45, UL, CSA

THE INFORMATION CONTAINED WITHIN THIS DOCUMENT IS PROPRIETARY TO ILSICO AND MAY NOT BE DISCLOSED WITHOUT PRIOR WRITTEN CONSENT